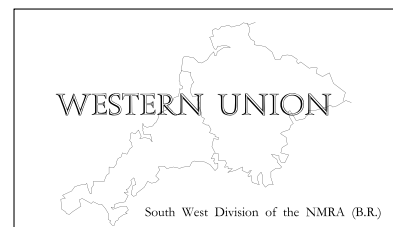


NMRA Western Union Newsletter No1



Hello to all NMRA members in Devon and Cornwall.

I don't know many of you, but hopefully at least a few will come to some of our meetings and make themselves known. I'm Mike Ruby and have recently taken over as the local coordinator for the Western Union Division, from Ken O'Shea. I don't know if Ken has contacted you in the past or what you know of our local meetings, so I will start from the beginning.

We have been having meetings at the Hilltop community centre for about four years, (see map for directions). Several years ago we increased the meetings to once a month, except August when many people are on holiday and several local exhibitions are held. Please note it doesn't matter how many meetings you attend we just pay at meetings we attend.

Normally a HO modular layout is in attendance. We have had to increase the attendance fee to £4 per member to cover the cost of renting the room, but

this is for all day. The meeting is open from about 9am to 5pm. We normally have a run to the local pasty shop for lunch, but feel free to bring your own food, also the bar is open until about 2pm.

The modular layout is currently about 36'x8', but we still have space to add more modules, other modules are being planned or built. We would




Part of our HO modular layout



One of our members is introduced to fitting DCC decoders in his locomotive

welcome others who could add to the number of available modules. Track work is complete and scenery is starting to make an appearance. This layout is now 100% DCC controlled, and a new yard running down one side has recently been built by Steve Smith, allowing several trains to be accommodated on the layout. We are known to run two trains on each mainline, making for interesting running. A smaller yard is also available for switching if that is your thing. Note despite using DCC, standard DC locomotives can still be run (one set at a time).

Hopefully the first boards of a new N modular layout will be at the first meeting of 2004, this layout will also be able to run DCC.



More of the layout

If you are interested in joining the modular group please contact me for the specs. We basically conform to the British Region Modular standards, except we have less restrictions on size.

Other layouts sometimes attend, and if you have one you would like to bring please contact me to ensure there is space.

Current members who attend have varied interests and experience, we are happy to help out those with questions on any subject, especially anyone who is thinking of changing to, or having trouble with DCC.

If you are doubtful of this new technology please come along and we will demonstrate the ease of use and the advantages of DCC.

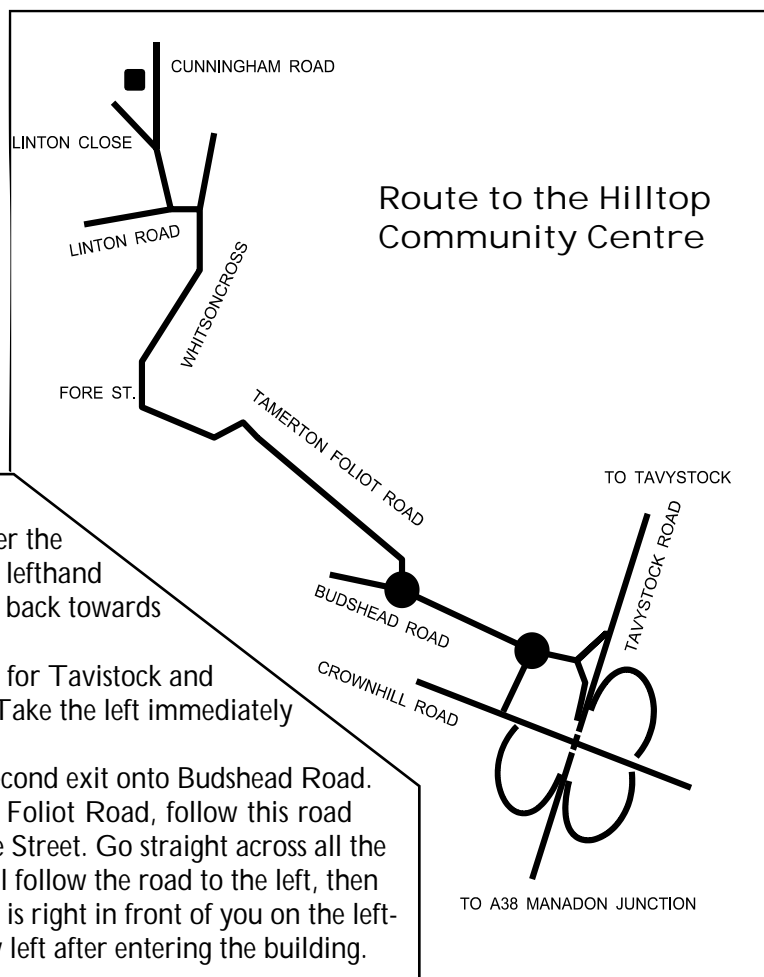
For those who bring boards for the HO modular layout. If you cannot bring your boards can you please let me know with as much notice as possible so we can work out what others need to bring.

I can be contacted at 17 Coombe Way, St. Budeaux, Plymouth, PL5 2HA. Tel 01752 369068 (note I work shifts and can't always be contacted in the evenings). E-mail mikerub@supanet.com

If you don't wish to be contacted again please let me know. Otherwise I will send out further newslet-

ters when there is something to write about.

Meetings for 2004 are: January 17, February 21, March 20, April 24, May 15, June 19, July 17, September 18, October 16, November 20, December 4.



Directions to Hilltop:

If traveling from Tavistock take the turn off after the Crownhill flyover, go through the shops, keep in the lefthand lane over the flyover, taking the left which turns you back towards Tavistock. Keep left off the main road:-

If traveling from the A38 turn off at the junction for Tavistock and follow the Tavistock route around the roundabout. Take the left immediately after passing under the next flyover:-

Take the right lane onto the roundabout, take the second exit onto Budshead Road. At the next roundabout turn right on to Tamerton Foliot Road, follow this road down to Tamerton Foliot up into the village on Fore Street. Go straight across all the mini roundabouts, when you reach the top of the hill follow the road to the left, then turn right into Linton Close. The community centre is right in front of you on the left-side of the road. We use the large room immediately left after entering the building.